


ACRA

UNIVERSAL EXTERNAL GRINDERS

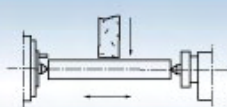


AEG-1122AGC

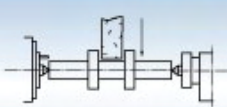
OUTSANDING FEATURES:

- Hydrodynamic bearings for wheel spindle
- Handscraped ways
- Forced lubrication to all ways
- Repeatability of wheelhead to $\pm 0.0025\text{mm}$
- Heavy ribbed castings

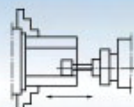
UNIVERSAL CYLINDRICAL GRINDER



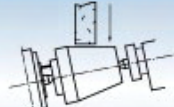
Traverse Grinding



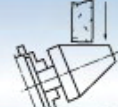
Plunge Grinding



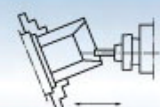
Internal Grinding



Taper Grinding



Held on Taper Grinding




Internal Taper Grinding



THE LEADER IN QUALITY AND RELIABILITY



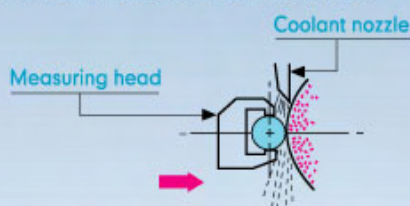
ACRA



AEG-1240AGC

AUTOMATIC INFED

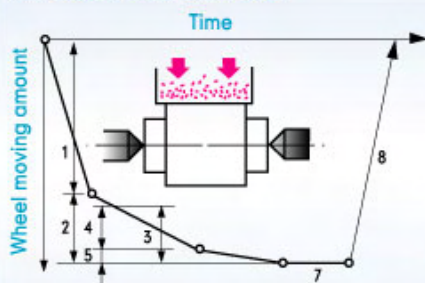
DAS:AUTOMATIC GAUGING GRINDING



In coordination with movement signal of AGC to operate automatic sizing device.

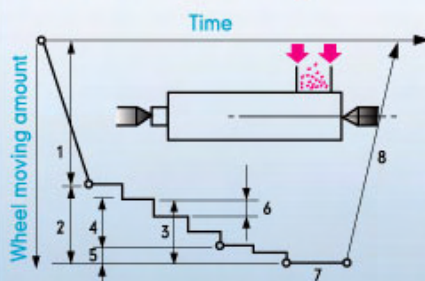
AGC:AUTOMATIC FEED GRINDING

I.Plunge Feed Grinding



- Wheelhead rapid approach (25mm / 40mm)
- Set amount
- Total grinding amount of workpiece
- Rough feed grinding

II.Traverse Feed Grinding



- Fine feed grinding
- Feed amount / time
- Time of sparking out
- Wheelhead rapid rapid retraction

(Brand of automatic sizing device: MARPOSS or MOVOMATIC)

CONTROL PANEL



I.Standard Controls

- 1 Power light
- 2 Start button/light
- 3 Spindle motor switch
- 4 I.D. motor switch
- 5 Emergency (Panic) button
- 6 Hydraulic pump motor switch
- 7 Workhead motor switch
- 8 Coolant pump switch

II.Controls For Automatic Infeed

- 9 Rapid infeed stroke switch
- 10 Auto infeed intermittent switch
- 11 Manual/Auto spindle infeed optional switch
- 12 Table traverse switch
- 13 Plunge/Traverse auto infeed optional switch
- 14 Left traverse switch (coarse infeed)
- 15 Right traverse switch (coarse infeed)
- 16 Left/Right optional control switch (fine infeed)
- 17 Traverse spark-out counter
- 18 Plunge spark-out timer

SPECIFICATIONS	AEG-1114/1122/1130	AEG-1422/1430	AEG-1240	AEG-1540
CAPACITY				
Centre height	135mm (5-1/2")	175mm (7")	150mm (6")	190mm (7-1/2")
Swing (Grinding diameter)	270mm (11")	350mm (14")	300mm (12")	380mm (15")
Centre distance (ginding length)	350/550/750mm(14/22/30")		1000 mm (40")	
Workpiece weight between centres.Max.	60/80kgs(132/176lbs)		150kgs(330lbs)	
Workpiece weight overhung incld chuck	20kgs(44lbs)		40kgs(88lbs)	
GRINDING HEAD & FEED				
Swivel angle R & L	±15°			
Standard Grinding wheel dimension	405x32-50x152.4mm		405x38-75x152.4mm	
Special Grinding wheel dimension	355x32-50x152.4mm			
Grinding wheel speed-RPM	1650/1850/2100		1650/1850	
Traverse distance	250mm (10")			
Rapid feed (not for "MxA" Series only)	25mm (1")opt.-40mm (1-1/2")		40mm (1-1/2")	
Automatic in feed-Max (not for "M" Series)	1.8mm (1/32")			
Automatic in feed-Min (not for "M" Series)	0mm			
Handwheel feed-rev	2mm (3/16")			
Handwheel feed-micro scale	5 Micron			
WORKHEAD				
Swivel angle-towards operator/grinding head	30°/ 90°			
Spindle speed-RPM	50Hz:50, 75, 100, 150, 200, 250 60Hz:60, 90, 120, 180, 240, 300		30-150/60-300	
Spindle taper	MT#4		MT#5 (OPT:MT#4)	
Spindle bore	25mm (1")		30mm (1.2")	
TAILSTOCK				
Spindle stroke	32mm			
Center taper	MT# 4			
TABLE				
Swivel angle-degre Operator/grinding head	6°/ 9°for 350/550, 4°/ 9°for 750		4°/ 9°	
Manual feed -one revolution	12.5mm (1/2")			
Automatic feedspeed (not for "M")	50-4000mm/min (2-160"/min)		50-3000mm/min (2-120"/min)	
MOTOR				
Wheel spindle	3.7Kw(5HP)		3.7Kw(5HP)opt.5.6Kw(7-1/2HP)	
Working Head spindle	0.4Kw(1/2HP)		0.75Kw(1HP) Disco motor	
Hydraulic pump (not for "M")	0.75Kw(1HP)		1.5Kw(2HP)	
Wheel spindle lub. pump	0.1Kw(1/8HP)			
Coolant pump	0.2Kw(1/4HP)			
Grinding head lubrication tank Litre(Gallon)	24(6)			
Lubrication tank(not for "M") Litre(Gallon)	60(15)		80(20)	
Coolant tank Litre(Gallon)	80(20)			
Net weight Kgs	1800/2000/2300	2000/2300	3300	

*All specifications are subject to change without prior notice

REMARKS:

All models with 355mm grinding wheel-swivel +/-15degree.
If with 405mm grinding wheel -Models-AEG-1114/1122/1130 with 405mm grinding wheel not available to reaches +/-15 degree.

- o "M"series -means "MANUAL" table traverse and wheel-head cross feeds
- o "A" series -means Table traverse by HYDRAULIC, wheel head cross feeds by MANUAL.
- o "H"series -means Table(cross) traverse by HYDRAULIC, wheel head(Long) with rapid approach and retraction. Wheelhead cross feed by MANUAL.
- o "AGC" series -means Table traverse by HYDRAULIC, wheel head with rapid approach and retraction. Wheelhead cross feed by Automatic
- o "DAS"series -means Table traverse by HYDRAULIC wheel head with rapid approach and retraction. Wheel head cross feed by automatic and Automatic sizing controller.

ACRA





ACRA

SPECIAL ACCESSORIES WITH ADDITIONAL COST

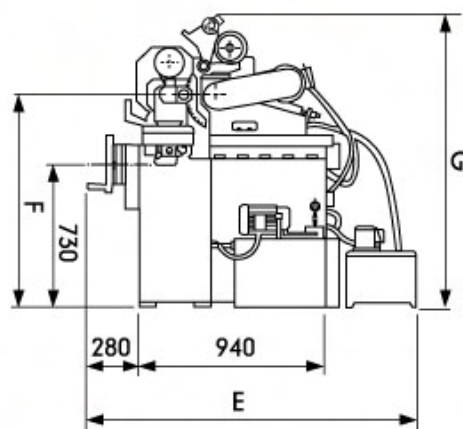
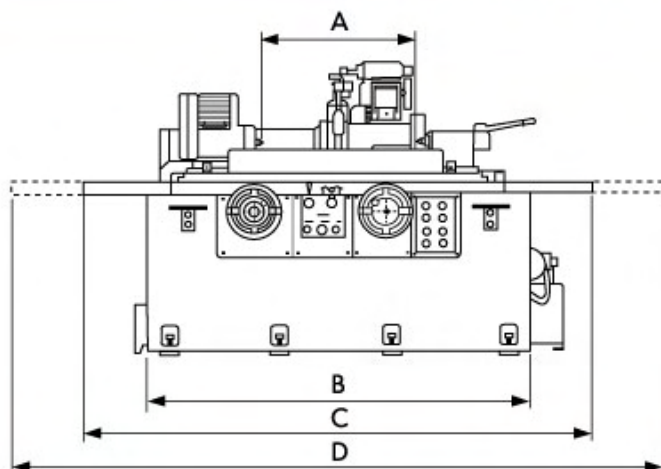
STANDARD ACCESSORIES:

- | | | | |
|--|-------|---|--------|
| ① Extractor | 1 set | d. Cross driver | 1 pc |
| ② Wheel balancing arbor | 1 set | e. Zigzag open wrench #19 | 1 pc |
| ③ Tungsten carbide full center | 2 pcs | f. Open wrench | 6 pcs |
| ④ Lubricant supply unit | 1 set | g. Hex. key wrench | 10 pcs |
| ⑤ Dressing holder | 1 set | h. Diamond dresser | 1 pc |
| ⑥ Table swiveling angle measuring device | 1 set | ⑧ Grinding wheel and wheel flange | 1 set |
| ⑦ Tool box | | ⑨ Standard coolant supply unit | 1 set |
| a. Dial indicator | 1 pc | ⑩ Coolant splash guard | 1 set |
| b. Oil can | 1 pc | ⑪ Operation manual, parts manual, and inspection report | 1 set |
| c. Screw driver | 1 pc | | |

- Internal grinding attachment-0.75Kw (1HP)-20000 OPT-35000RPM
- Double-shoe steady rest
- Triple-shoe steady rest
- Scroll chuck and plate (5" or 6")
- Magnetic chuck and plate (6")
- Magnetic coolant separator
- Paper filter
- Angle dresser
- Radius dresser
- Wheel Balancing stand
- Spare wheel flange
- Tungsten carbide half center
- Automatic dog set (6 pcs / set)
- Swing down manual sizing gauge
- Microfeeder for wheelhead
- Work rest (2pcs / set)
- Hydraulic tailstock
- 5C collet chuck



MACHINE DIMENSIONS



unit=mm/inch

	A	B	C	D	E	F	G
AEG1114	350	1200	1770	2120	1980	1080	1600
AEG1122	550	1560	2200	2750	1980	1080	1600
AEG1422	550	1560	2200	2750	1980	1120	1650
AEG1130	750	1900	2720	3470	2000	1080	1600
AEG1430	750	1900	2720	3470	2000	1120	1650
AEG1240	1000	2800	4000	5000	2040	1065	1600
AEG1540	1000	2800	4000	5000	2040	1105	1650

f FREJO TH

INTERNATIONAL LTD.

8F #501, SEC.2, WU CHUAN W. RD., TAICHUNG 408, TAIWAN, R.O.C.


TEL : 886-4-23816977 FAX : 886-4-23813584.23813769

E-mail : mail@frejoth.com.tw

web-site http :// www.frejoth.com.tw

www.acra.com.tw

OPTIONAL ACCESSORIES



A101 Internal grinding attachment

A well designed I.D. Grinding attachment mounted on wheelhead for easy operation.

Speed	Grinding Range	
	Hole of grinding	Max. length of grinding
20,000rpm	ø25~45mm	100mm
35,000rpm	ø12~25mm	60mm



A



B

- A Microfeed dresser for Internal Grinding Attachment

- B Completed set of I.D. Spindle
 - a. I.D. Spindle 1 pc
 - b. Quills 3 pcs
 - c. Adapter with collet (ø6mm) 1 set
 - d. I.D. grinding wheel 3 pcs
 - e. Zigzag open wrench #36 1 pc




A102



A103



A104



A105



A106



A107



A108



A109




A110



A111



A112



A113



A114



A115



A116

- A101 Internal grinding attachment
- A102 Double-shoe steady rest
- A103 Triple-shoe steady rest
- A104 Scroll chuck and plate (5" or 6")
- A105 Magnetic chuck and plate (6")
- A106 Magnetic coolant separator
- A107 Paper filter
- A108 Angle dresser
- A109 Radius dresser
- A110 Wheel balancing stand
- A111 Spare wheel flange
- A112 Tungsten carbide half center
- A113 Automatic dog set (6 pcs / set)
- A114 Swing down manual sizing gauge
- A115 Microfeeder for wheelhead
- A116 Work rest (2pcs / set)
- A117 Hydraulic tailstock
- A118 5C collet chuck